

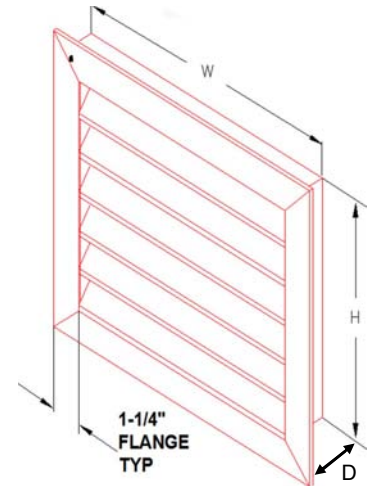
IMPACT RESISTANT METAL LOUVERS



MODEL 4SRF-ML: Copper & Stainless Steel
4" Deep Louver

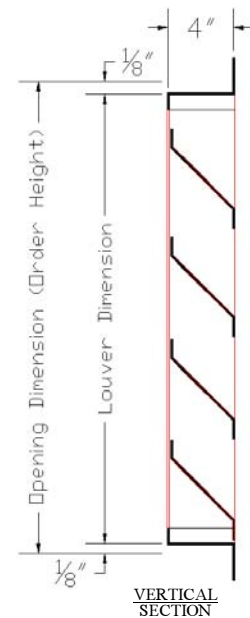
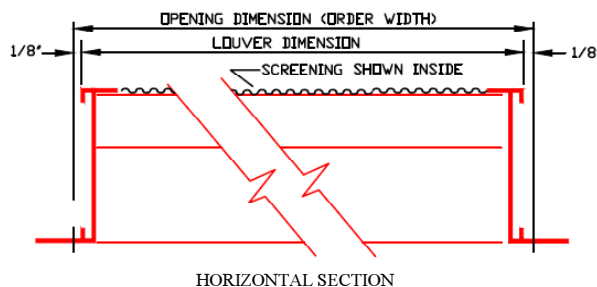
APPLICATION

The 4SRF-ML 4" Deep Stationary Metal Louver with 1.25" Flange Frame for protection of high air intake velocities and exhaust in building exterior walls.



STANDARD SPECIFICATIONS

- FRAME:** 26 gauge Copper or 316 Stainless Steel
- BLADE:** 26 gauge Copper or 316 Stainless Steel
- BLADE ANGLE:** 36°
- BLADE SPACING:** Approximately 3-1/4" center to center (except at head and sills)
- FASTENERS:** Spot Weld
- FLANGE:** 1.25"
- SCREEN:** Insect Screen 1/16" x 1/16" galvanized steel
Bird Screen 1/2" x 1/2" galvanized steel
- FINISH:** Mill finish
- OPTIONAL:** Powder Coat Paint, Baked Enamel Paint
Galvanized Steel & 2" deep Construction



Bestlouver.com offers the professional builder and homeowner high quality ventilation products for commercial and residential applications. All of our louvers are American made and built to the highest standards. We offer louvers in all shapes, sizes and materials. Stock or custom louvers are produced and shipped on time and in budget. We specialize in the hard to find, hard to make, quick turn around jobs. Call our technical sales staff and engineers to discuss how Bestlouver.com can help you.